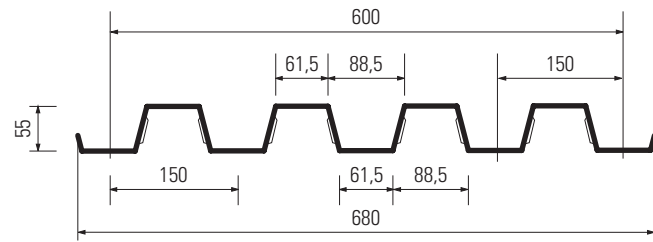
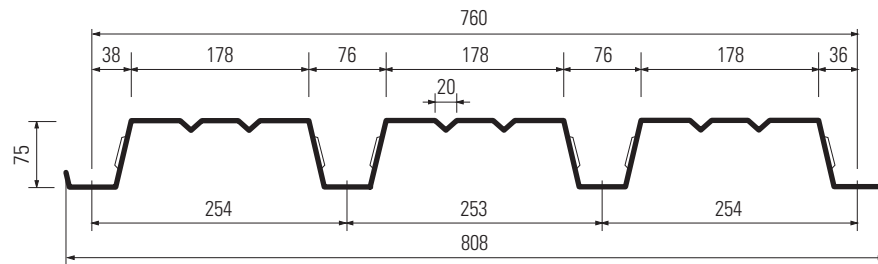


Corrugated sheets

HI-BOND A55/P600 TYPE



HI-BOND A75/P760 TYPE



THE ADVANTAGES OF THE HI-BOND SYSTEM

- Almost immediate availability of floors for foot traffic. A team of three workers can lay 400 square metres of floor in eight hours - superior performance to any other system. In the most advanced sheet floor systems, no temporary support of the floor is necessary and floors can consequently be simultaneously constructed at various levels.
 - A drastic reduction in the number of transport vehicles entering the building site. One truck can carry around 1000 square metres of floor sheets, subdivided into ten packages. The same truck could carry only 100 square metres of traditional prefabricated flooring, subdivided into 20 packages. Therefore, compared to traditional solutions, the rate of trucks entering the site is 1 to 10 in favour of the steel sheets.
 - Reduced utilisation of hoisting equipment. A single crane can lift 1000 square metres of steel flooring in only 10 operations and distribute them to the various floors. To lift 1000 square metres of prefabricated flooring (in 5 sq.m. elements weighing around 1250 kg), the same crane would carry out 200 operations, so the ratio is 1 to 20 in favour of the steel sheets.
 - Maximum versatility. This system will accept project variations, modifications, adaptations, cuts around columns etc. at any time during construction. As an extreme example, if there is no electricity supply, the sheets can be laid and fixed into position by a rivet gun.
- For additional technical information, refer to the **HI-BOND** technical manual.



GT1 - CURVED CORRUGATED SHEETS

The GT1 system was designed as the result of years of experience in the manufacturing of products destined for the industrial building sector and is covered by patent 84114A/84. It is a system of curved sheets produced using the same materials, colours and profiles as other profiled sheets and panels manufactured by METECNO.

The sheets provide the following advantages:

- They are prefabricated
- Their high standard of technical and aesthetic finish meets all architectural requirements
- They are watertight and windtight. The curves are fixed to the structure by the same fastenings as those of panels and profiled sheets.
- They eliminate the need for metal sections, welding, sealing plugs and adaptations
- They totally eliminate the need for gutters and associated supports, headers, dilation joints, pipe unions, gratings, downspouts, etc.
- The headers consist of curved machine-finished components
- Seals, flashings, eaves barge boards normally associated with gutter assembly are eliminated
- There is a reduction in imposed loads on the roof of the building
- Longer life and less maintenance. A substantial reduction in installation and finishing times and costs.

Roof and walls




Figure 1A
GT1 system

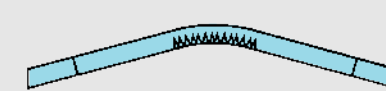


Figure 2A
GT1 system

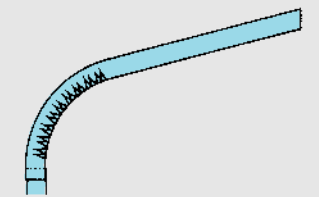


Figure 1B
Traditional roof ridge

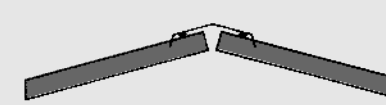
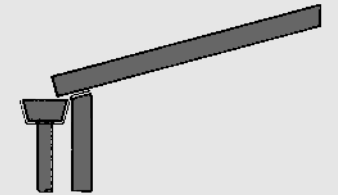
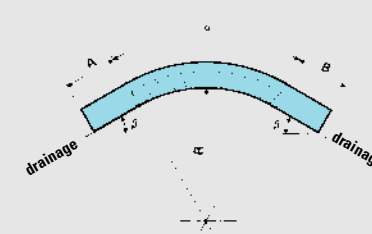


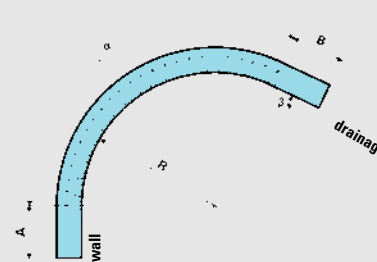
Figure 2B
Traditional gutter



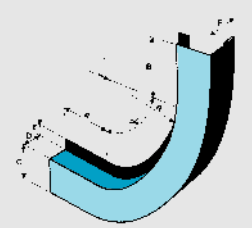
ROOF RIDGE



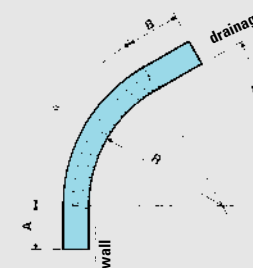
WALL-ROOF CONNECTION



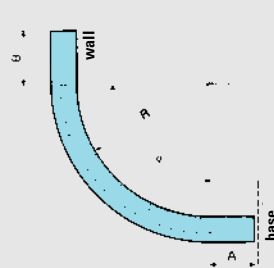
HEADER CONNECTION



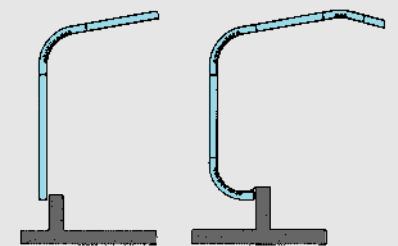
WALL-ROOF CONNECTION



CURB-WALL CONNECTION



EXAMPLES APPLICATIONS



A and B = 200 mm minimum; R = Internal radius, 500 mm minimum
 α = Angle of curvatures, b = Drainage of the roof

